

Scaled data based on original data using  
LM-79-08 Approved Method: Electrical and Photometric Measurements of Solid-  
State Lighting Products

Test Report Prepared for  
Cooper Lighting Solutions  
(formerly Eaton)

Brand: INVUE

Report Number: P368339

Luminaire Tested: **MSA-SA4B-730-U-5WQ**

Issue Date: 12/2/2019

**Test Information**

Test Method: LM-79-08  
Report Number: P368339  
TEST IS SCALED FROM IESNA LM-79-08 TEST DATA (G2-1910-543-4)  
Test Lab: INNOVATION CENTER  
Issue Date: 12/2/2019  
Manufacturer: COOPER LIGHTING SOLUTIONS (FORMERLY EATON)  
Product Line: INVUE  
Catalog Number: MSA-SA4B-730-U-5WQ  
Description: MESA POST TOP DECORATIVE LUMINAIRE. (4) LIGHTSQUARES WITH 16 LEDS EACH AND TYPE V WIDE OPTICS.  
Light Source: -  
Ballast/Driver: ELECTRONIC DRIVER

**Summary**

Lumens per Lamp: N/A  
Luminaire Lumens: 18981 lumens  
Efficiency: N/A  
Efficacy: 111.0 lumens/watt  
Luminous Opening: Rectangular (W 1' x L: 1' x H: 0')  
IES Classification: Type V - Short  
BUG Rating: B5 - U0 - G3

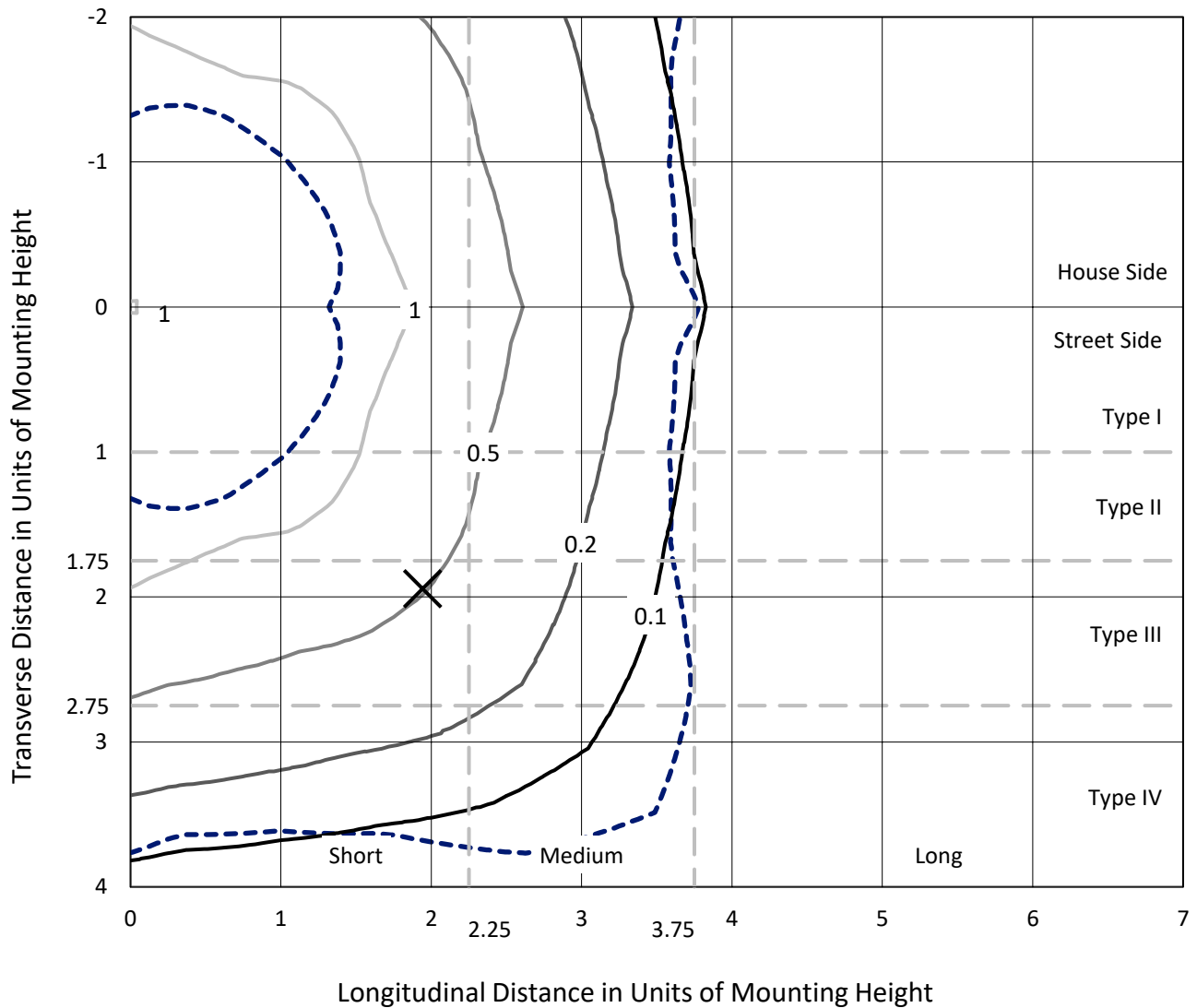
Input Watts (W): 171  
Input Voltage (V): NR  
Input Current (Ain): NR  
Voltage Rise (V): NR  
Power Factor: NR  
Total Harmonic Distortion (THDi): NR  
Frequency (hertz): 60  
Stabilization Time: NR  
Operation Time: NR  
Ambient Temperature (°C): NR  
Test Distance: 28.75 FT



REPORT NUMBER: P368339  
 CATALOG NUMBER: MSA-SA4B-730-U-5WQ

### Iso-Footcandle Lines of Horizontal Illumination

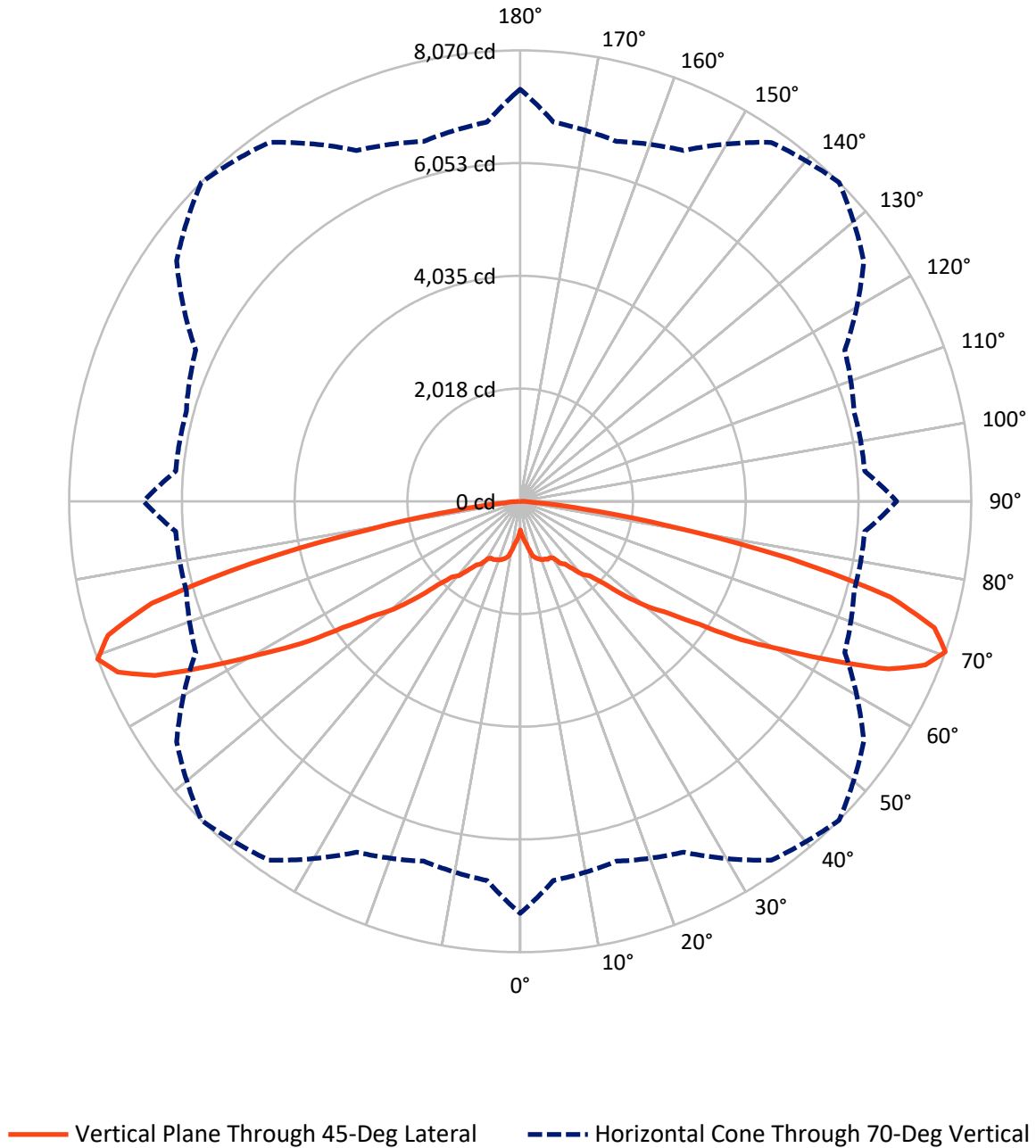
✕ Max cd  
 - - - 1/2 Max cd



Based on 25 foot mounting height. Maximum calculated value = 1.6 fc  
 Type V - Short - N/A

REPORT NUMBER: P368339  
CATALOG NUMBER: MSA-SA4B-730-U-5WQ

### Luminous Intensity Polar Plot



REPORT NUMBER: P368339  
 CATALOG NUMBER: MSA-SA4B-730-U-5WQ

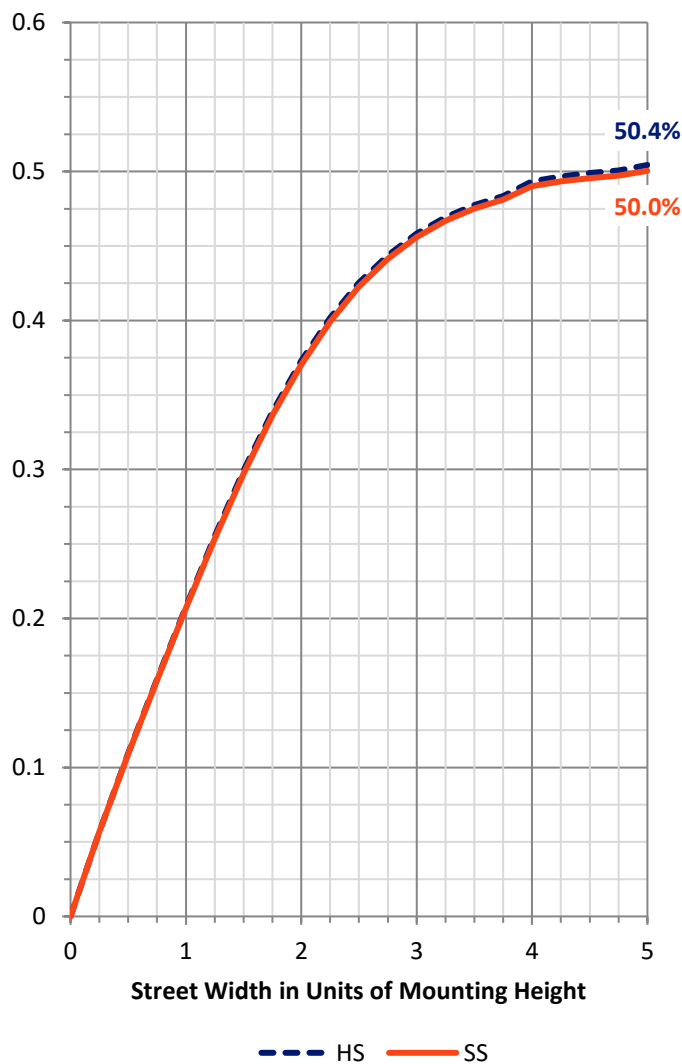
**FLUX DISTRIBUTION:**

		Downward	Upward	Total
<b>House Side</b>	Lumens	9490.5	0.0	9490.5
	% Fixture	50.0	0.0	50.0
<b>Street Side</b>	Lumens	9490.5	0.0	9490.5
	% Fixture	50.0	0.0	50.0
<b>Total</b>	Lumens	18981.0	0.0	18981.0
	% Fixture	100.0	0.0	100.0

**ZONAL LUMENS:**

Zone	Lumens	% Fixture
0°-10°	74.6	0.4
10°-20°	298.8	1.6
20°-30°	564.9	3.0
30°-40°	983.9	5.2
40°-50°	1881.0	9.9
50°-60°	3647.4	19.2
60°-70°	6386.8	33.6
70°-80°	4800.0	25.3
80°-90°	343.4	1.8
90°-100°	0.0	0.0
100°-110°	0.0	0.0
110°-120°	0.0	0.0
120°-130°	0.0	0.0
130°-140°	0.0	0.0
140°-150°	0.0	0.0
150°-160°	0.0	0.0
160°-170°	0.0	0.0
170°-180°	0.0	0.0
0°-90°	18981.0	100.0
0°-180°	18981.0	100.0

**Coefficient of Utilization**

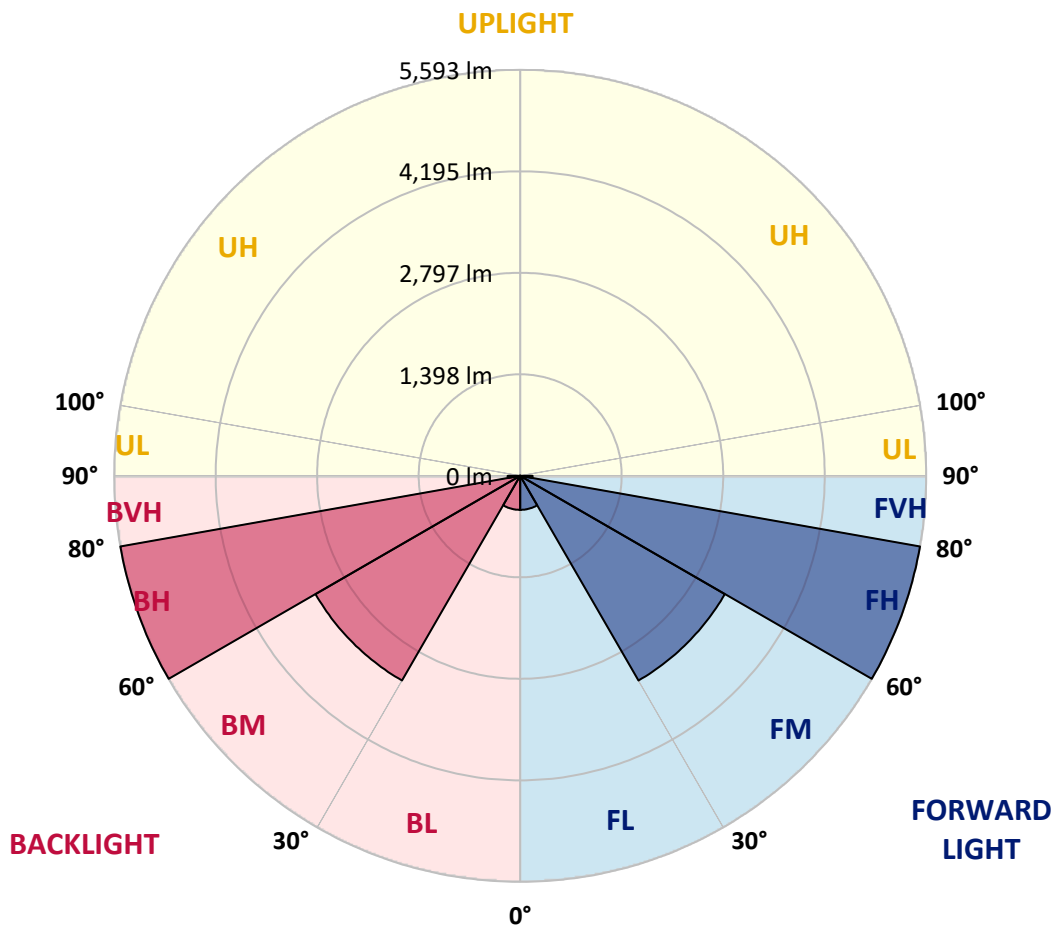


REPORT NUMBER: P368339  
 CATALOG NUMBER: MSA-SA4B-730-U-5WQ

**LUMINAIRE CLASSIFICATION SYSTEM LUMEN TABLE AND BUG RATING:**

Zone	Lumens	% Fixture	Zone Rating/Lumen Limit		
			B	U	G
FL (0°-30°)	469.2	2.5			
FM (30°-60°)	3256.2	17.2			
FH (60°-80°)	5593.4	29.5			G3/7500
FVH (80°-90°)	171.7	0.9			G2/225
BL (0°-30°)	469.2	2.5	B1/500		
BM (30°-60°)	3256.2	17.2	B3/5000		
BH (60°-80°)	5593.4	29.5	B5		G3/7500
BVH (80°-90°)	171.7	0.9			G2/225
UL (90°-100°)	0.0	0.0		U0/0	
UH (100°-180°)	0.0	0.0		U0/0	

**BUG Rating: B5-U0-G3**  
 Type V Short





REPORT NUMBER: P368339

CATALOG NUMBER: MSA-SA4B-730-U-5WQ

**CANDELA DISTRIBUTION (FULL):**

	0°	5°	15°	25°	35°	45°	55°	65°	75°	85°	90°
0°	513.2	513.2	513.2	513.2	513.2	513.2	513.2	513.2	513.2	513.2	513.2
2.5°	624.4	614.8	584.7	586.1	600.1	601.6	603.1	584.7	580.2	617.8	620.0
5°	793.0	771.0	748.9	740.0	726.8	690.0	730.5	734.9	743.7	772.4	785.7
7.5°	905.7	878.5	848.3	829.9	793.8	763.6	796.7	824.0	841.6	874.0	892.5
10°	927.1	910.9	909.4	877.0	870.4	881.4	879.2	879.9	906.4	907.2	918.2
12.5°	994.1	1005.8	983.0	972.0	978.6	1005.8	983.8	974.2	980.8	1011.0	998.5
15°	1081.7	1095.7	1061.1	1043.4	1025.7	1051.5	1028.7	1045.6	1067.0	1089.1	1078.0
17.5°	1178.9	1179.6	1132.5	1067.0	1082.4	1086.1	1078.0	1064.0	1125.1	1178.2	1173.0
20°	1231.9	1231.2	1150.2	1061.1	1106.7	1114.8	1107.5	1059.6	1151.6	1224.5	1222.3
22.5°	1286.4	1270.2	1173.0	1100.8	1117.8	1124.4	1107.5	1103.0	1173.0	1274.6	1273.9
25°	1315.8	1329.8	1223.1	1178.2	1164.2	1148.7	1163.4	1170.8	1237.8	1337.2	1308.5
27.5°	1407.9	1385.1	1237.8	1233.4	1203.9	1142.8	1193.6	1229.7	1233.4	1393.9	1423.4
30°	1491.1	1499.9	1304.1	1310.7	1256.9	1179.6	1258.4	1315.8	1326.9	1501.4	1498.5
32.5°	1579.5	1583.1	1421.9	1353.4	1330.6	1327.6	1297.4	1347.5	1434.4	1574.3	1580.2
35°	1713.5	1743.7	1527.2	1435.1	1406.4	1377.0	1403.5	1448.4	1529.4	1739.2	1724.5
37.5°	2020.5	1972.7	1756.2	1565.5	1546.3	1534.5	1555.9	1588.3	1754.0	1977.8	2046.3
40°	2234.8	2212.0	1917.4	1781.2	1660.5	1723.8	1673.7	1798.9	1935.9	2213.5	2257.6
42.5°	2566.9	2465.3	2162.6	1994.0	1868.8	1823.9	1851.9	2015.4	2189.9	2499.2	2586.0
45°	2885.7	2728.9	2469.7	2321.0	2131.0	2083.9	2121.4	2313.6	2515.4	2759.8	2913.0
47.5°	3211.2	3049.2	2764.2	2549.2	2393.9	2534.5	2411.5	2594.1	2795.2	3079.4	3215.6
50°	3549.2	3369.5	3088.2	2854.1	2840.8	2965.3	2818.0	2911.5	3097.8	3392.3	3552.9
52.5°	3937.2	3743.6	3462.3	3304.0	3334.9	3326.8	3297.4	3280.4	3463.8	3753.2	3943.9
55°	4398.9	4189.8	3965.2	3892.3	3977.7	3885.7	3929.1	3923.2	3949.8	4156.7	4379.8
57.5°	4957.1	4720.7	4495.4	4479.2	4588.9	4675.8	4598.5	4487.3	4440.9	4641.9	4897.4
60°	5660.3	5370.2	5122.8	5071.9	5384.9	5384.2	5314.2	5065.3	5047.6	5275.2	5583.0
62.5°	6437.1	6083.7	5813.4	5732.4	6222.9	6278.1	6060.1	5613.9	5705.2	5888.6	6253.8
65°	7096.9	6672.0	6420.2	6398.1	6997.5	7241.2	6759.6	6149.2	6178.7	6331.1	6726.5
67.5°	7526.9	7015.2	6814.9	6921.6	7666.8	7819.2	7371.5	6507.1	6402.5	6465.8	6938.6
70°	7376.0	6813.4	6669.1	6928.3	7839.9	8070.3	7503.4	6406.9	6184.6	6187.5	6736.8
72.5°	6232.4	5697.1	5765.6	6241.3	7430.5	7753.7	6893.7	5786.9	5331.9	5320.8	5819.3
75°	4121.3	3763.5	4033.7	4775.2	6177.2	6838.4	5711.8	4535.9	3965.2	3779.7	4164.8
77.5°	1802.6	1756.9	1984.4	2822.4	4211.2	4928.4	4091.9	2963.1	2156.8	1793.7	1959.4
80°	483.0	472.7	593.5	1070.6	2050.0	2714.2	2214.2	1181.8	617.1	449.2	476.4
82.5°	176.0	180.4	220.2	299.7	675.2	1142.8	735.6	345.3	233.4	191.4	191.4
85°	76.6	74.4	106.8	120.0	184.1	258.5	211.3	146.5	117.8	88.4	84.7
87.5°	20.6	25.8	36.1	37.6	47.9	39.0	56.0	51.5	44.2	30.9	25.0
90°	0.0	0.0	0.0	0.0	0.0	0.0	0.0	0.0	0.0	0.0	0.0

(END OF REPORT)